

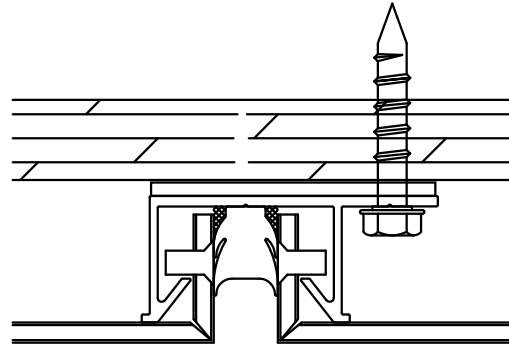
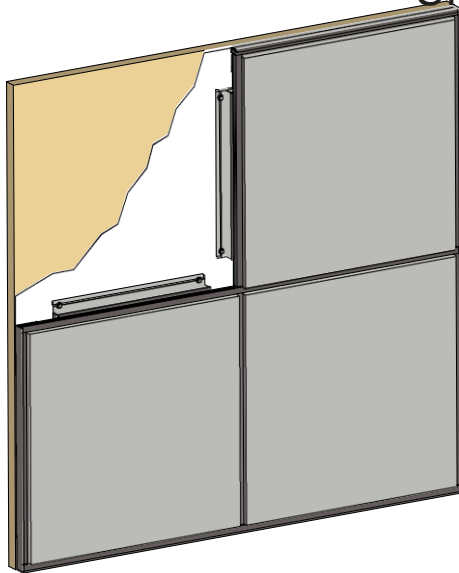
SERIES 42

**NON-
PROGRESSIVE
SILICONE GASKET**



**METAL
DESIGN
SYSTEMS**

DESIGNED FOR
A PERFECT FIT.



THE SERIES 42 is easy to install due to the semi-continuous attachment extrusions and the innovative lock-in-place backer wedge. This system is available as a silicone gasket. Since the Series 42 is a non-progressive system, any panel can be removed or replaced without removing adjacent panels, further adding to the desirability of this system. The Series 42 allows for thermal movement and when installed, it offers and holds clean lines and optimizes panel to panel alignment.

SERIES 42 System Features

System	Non-Progressive Joint
Type/Size	Silicone Gasketed
Progressive System	Non-Progressive Installation
Underlayment	Tyvek Recommended
Sheathing Over Studs	Not required - 5/8" Plywood Preferred
Curved Surfaces	Excellent for Radius Applications
Independently Tested	ASTM E283, E331, E330 & AAMA 501
Maintenance Free	No
Allow for Thermal Expansion	Yes
Price	Medium Priced
Weather Sealed System	Yes
Ease of Installation	Easy

SERIES 42

**NON-
PROGRESSIVE
SILICONE GASKET**

Face Material:

Alpolic
Reynobond
*See Manufacturer's Product
Data for Technical Information*

Thickness:

4MM (.157") Standard

System Depth:

1 1/8" minimum, 1 1/4" design

Performance Testing:

ASTME 283 - Static Air Infiltration
ASTME 331 - Static Water Infiltration
AAMA 501 - Dynamic Water Infiltration
ASTME 330 - Structural Design Loads (40psf)

Joint Width:

1/2"

Recommended Panel Module Sizes:

Any Combination of Width & Length

Width	Length
60"	192"
48"	144"
28"	96"
22"	70"
18"	63"

Fabricated Panel Tolerance:

Width: 0.08"
Length: 0.08"
Pan Depth: 0.04"
Square: 0.2"
Bow: Max. 0.57% of length and/or width

Panel Extrusions:

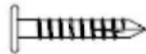
Aluminum Alloy: 6063-T6
Panel Perimeter Extrusion: Semi-Continuous

Maximum Panel Size:

60" x 192"

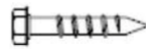
SERIES 42 Recommended Fasteners

Dyna-Coat Torx
T-17 12-11 x 1-1/4"



For attaching extrusions to wood substrate when a low profile head is required. 1" penetration into wood required.

#12 Wood Screw



For attaching extrusions or attachment clips to wood surfaces. Must be long enough to penetrate 1" into wood.

Dril-Flex #12 or equal



For attaching extrusions to aluminum or steel surfaces. Must be long enough to penetrate with at least 3 threads visible from back side of attachment.

1/4" Tapcon



Use for attachment of clips and extrusion to masonry surfaces. Minimum 2" from any edge to avoid structural spalling.



