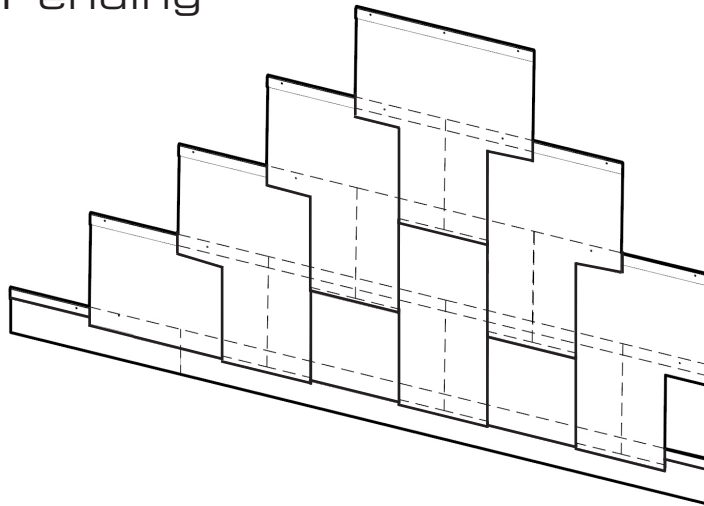


MAX - LOCK™ Metal Composite Wall Panels
Patent Pending



**METAL
DESIGN
SYSTEMS**
DESIGNED FOR
A PERFECT FIT.



OUR NEW MAX - LOCK™ wall panels are easy to order and install rain screen system with an exciting shingle look. **MAX - LOCK™** provides a quick installation that is field trimmed, which eliminates the field dimension phase and time needed for custom fitting panels. The MCM shingle style panels are available in 8 standard sizes, and the look can change dramatically based upon the number of colors selected for the innovative wall panel system. The **MAX - LOCK™** Patent Pending system is designed for a budget friendly, easy order, field trimmed, cool new approach for MCM panels without the long shop drawing and fabrication lead times with typical panel systems.

MAX - LOCK™ System Features

System Description	Interlocking Shingled Rain Screen
Joint Type/Size	Lap
Progressive System	Progressive Installation
Weather Resistance Barrier	Self Adhered, Self Sealing Recommended
Sheathing Over Studs	5/8" Plywood Preferred
Curved Surfaces	Large Radius is Feasible
Independently Tested	ASTM E283, E331, E330, AAMA 501
Maintenance Free	Yes
Panel Sizes	Eight Standard Sizes
Color Options	Standard, Custom, and Mix Random
Weather Sealed System	No
Ease of Installation	Very Fast
Field Measure	None Required - Field Cut Perimeter Panels

MAX - LOCK™ Metal Composite Wall Panels

Material:

- Alpolic
- Reynobond
- Alucobond
- Larson
- See Manufacture's Product Data for Technical Information*

Thickness:

- 3MM (.118") Special Order
- 4MM (.157") Standard

Performance Testing:

- ASTM E 283 - Static Air Infiltration
- ASTM E 331 - Static Water Infiltration
- AAMA 501 - Dynamic Water Infiltration
- ASTM E 330 - Structural Design Loads (70psf)

Panel Extrusions:

- Aluminum Alloy: 6063-T6
- Panel Perimeter Extrusion: Continuous 2 pc. Snap Together

Recommended Panel Module Sizes:

Any Combination of Width & Height

Width	Height
12"	24"
24"	24"
30"	24"
40"	24"
12"	30"
24"	30"
30"	30"
40"	30"

System Depth:

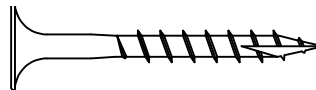
Less than 1"

Panel Tolerance:

- Width: 0.04"
- Length: 0.04"
- Thickness: 0.04"
- Square: 0.2"
- Bow: Max. 0.57% of length and/or width


MAX - LOCK™ Recommended Fasteners

#8 Bugle Head wood screw



For attaching panels to treated wood substrate. 1" penetration into wood required.

#10 Wafer head self-drilling screw



For attaching panels to metal substrate.



**METAL
DESIGN
SYSTEMS**
DESIGNED FOR
A PERFECT FIT.

4150 C Street SW | P.O. Box 1165 | Cedar Rapids, IA | 52406-1165
319-362-7454 | Toll Free 866-442-6803 | Fax 319-396-2935